

Montage Project

Working Title-The Slasher

Tagline- Will *you* be next?

Logline- A horror/suspense film, "The Slasher" brings new life to the slasher film by parodying the classic films of the genre.

One line synopsis- A house wife takes a violent revenge on some stubborn tomatoes in homage to slasher movies such as Psycho.

Treatment-

The housewife reaches for the knife block sitting on the kitchen bench. She selects a knife and slowly pulls it from the block. Walking towards the camera the knife gleams in the afternoon sunlight coming from the kitchen window. She walks through the kitchen holding the knife in front of her and stops in front of a door leading outside. Now outside we see a shadow pass across the ground. She holds the knife with her arm raised in the air, ready to strike, as the knife comes down a woman screams in the background. Bloodlike spatters appear on the ground as the shadow passes over them again. Slowly an outdoor table comes into view. On the table sits a chopping block with squashed and cut up pieces of tomato. The knife sits on the chopping block surrounded by the bits of tomato.

Call Sheet

Myself as cinematographer, director, and editor.

Production Schedule

To be filmed on location in my home and backyard, in one afternoon 30/05/09 from 3pm-4pm. Editing will be done over two days on the 31/05/09-1/06/09.

Target Audience

The target audience for this project is people who enjoy parody films such as "Scary Movie" and are familiar with classic slasher films. I intend to reach my target audience by creating suspense in the montage and using well known background music from the film "Psycho", together with sound effects. I will weave this together with an element of surprise and comedic relief in the final shot.

Lighting

Natural afternoon daylight will be used for lighting. Electrical light sources will be used.

The Slasher
By
Sonja Holness

Homage to pyscho

TITLES

The Slasher

KITCHEN

FADE IN

MEDIUM: INT. DAY KNIFE BLOCK ON KITCHEN BENCH, SOUNDTRACK
MUSIC PLAYS

An arm appears and slowly takes a knife from the block. The
hand and knife move towards the camera.

CUT TO

KITCHEN

CUT IN

POV: INT. DAY, MUSIC CONTINUES KNIFE IN HAND

The camera takes on a point of view shot of the person
holding the knife. The person walks towards an exterior door
holding the knife.

CUT TO

BACKYARD

CUT IN

CLOSE UP: EXT. DAY MUSIC FADES AND IS REPLACED BY A SHARP
STING.

The camera focuses on the ground, a shadow moves across

CUT TO

BACKYARD

CUT IN

MEDIUM: EXT. DAY THE SHARP STING CONTINUES.

An arm is raised high holding the knife ready to strike.

CUT TO

BACKYARD

CUT IN

CLOSE UP: EXT. DAY THE STING IS REPLACED BY A WOMANS SCREAM

A blood like substance splatters on the ground. The shadow passes through the shot again.

CUT TO

BACKYARD

CUT IN

WIDE: EXT. DAY MUSIC FADES BACK IN AND CONTINUES

The camera slowly pans upward from the blood like substance on the ground to a view of an outdoor table. On the table is a chopping block with several smashed and cut up tomatoes. The knife lays on the chopping block amongst the tomatoes. A splatter of tomato sauce is on the edge of the table.

FADE TO

THE END

1. TITLES



1.1 MEDIUM:

00:00:03:23 Opening titles fade in from black and fade in to shot 1.


2. KITCHEN



2.1 MEDIUM:

00:00:09:18 Arm reaches out to grab a knife from the block. Fixed tripod shot.

3. KITCHEN



3.1 POV:

00:00:08:03 Camera follows the knife in the hand from point of view of the person holding the knife. Handheld camera.

4. BACKYARD



4.1 CLOSE UP:

00:00:02:20 A shadow passes over the ground. Fixed Tripod shot.

5. BACKYARD



5.1 MEDIUM:

00:00:02:24 The arm holds the knife high ready to strike. Fixed tripod shot

6. BACKYARD



6.1 CLOSE UP:

00:00:05:21 Spatters appear on the ground. The shadow passes again. Fixed tripod shot

7. BACKYARD



7.1 WIDE:

00:00:17:22 Camera pans up to the tomatoes on the table Fixed tripod pan shot.

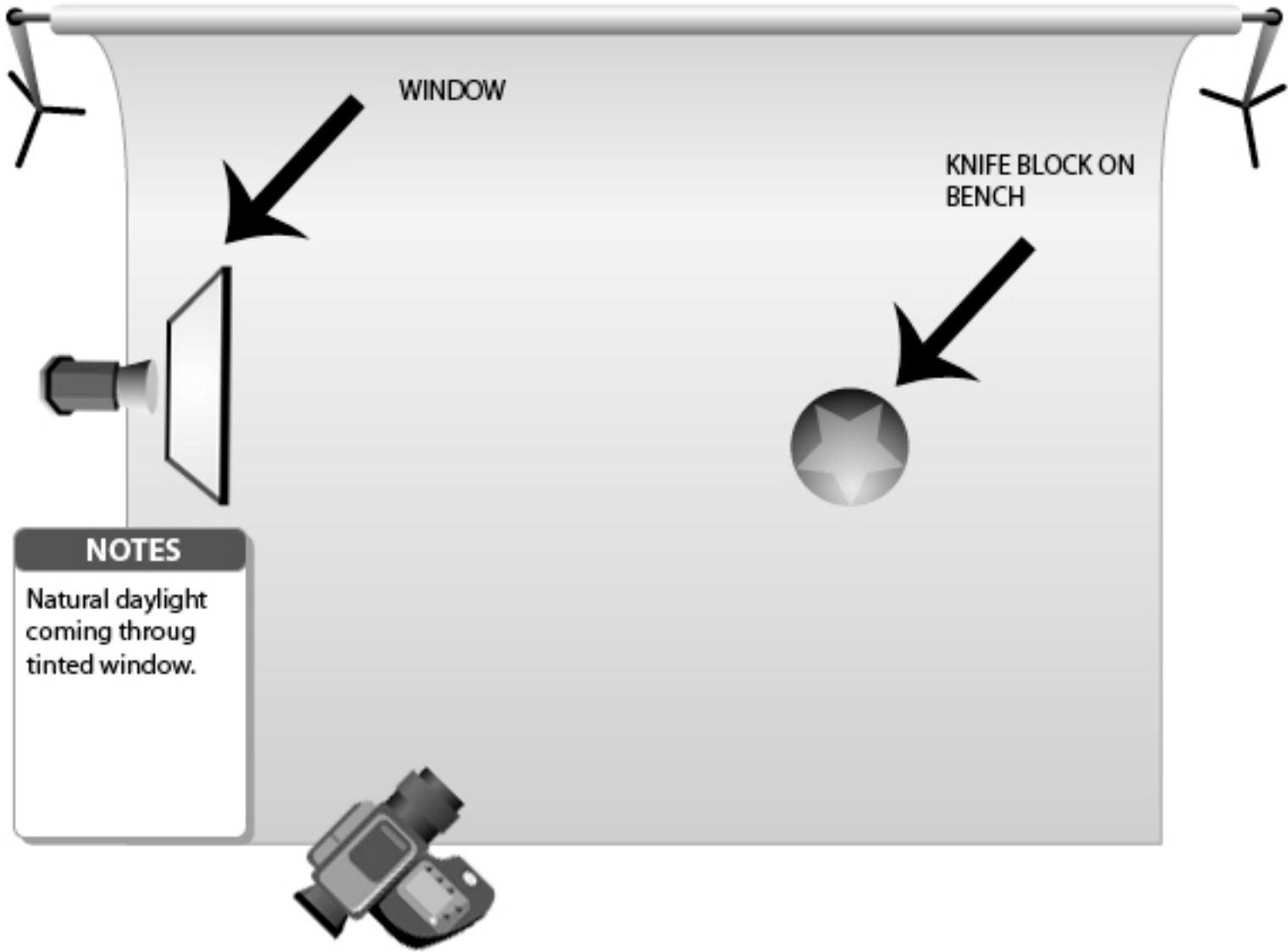
8. THE END

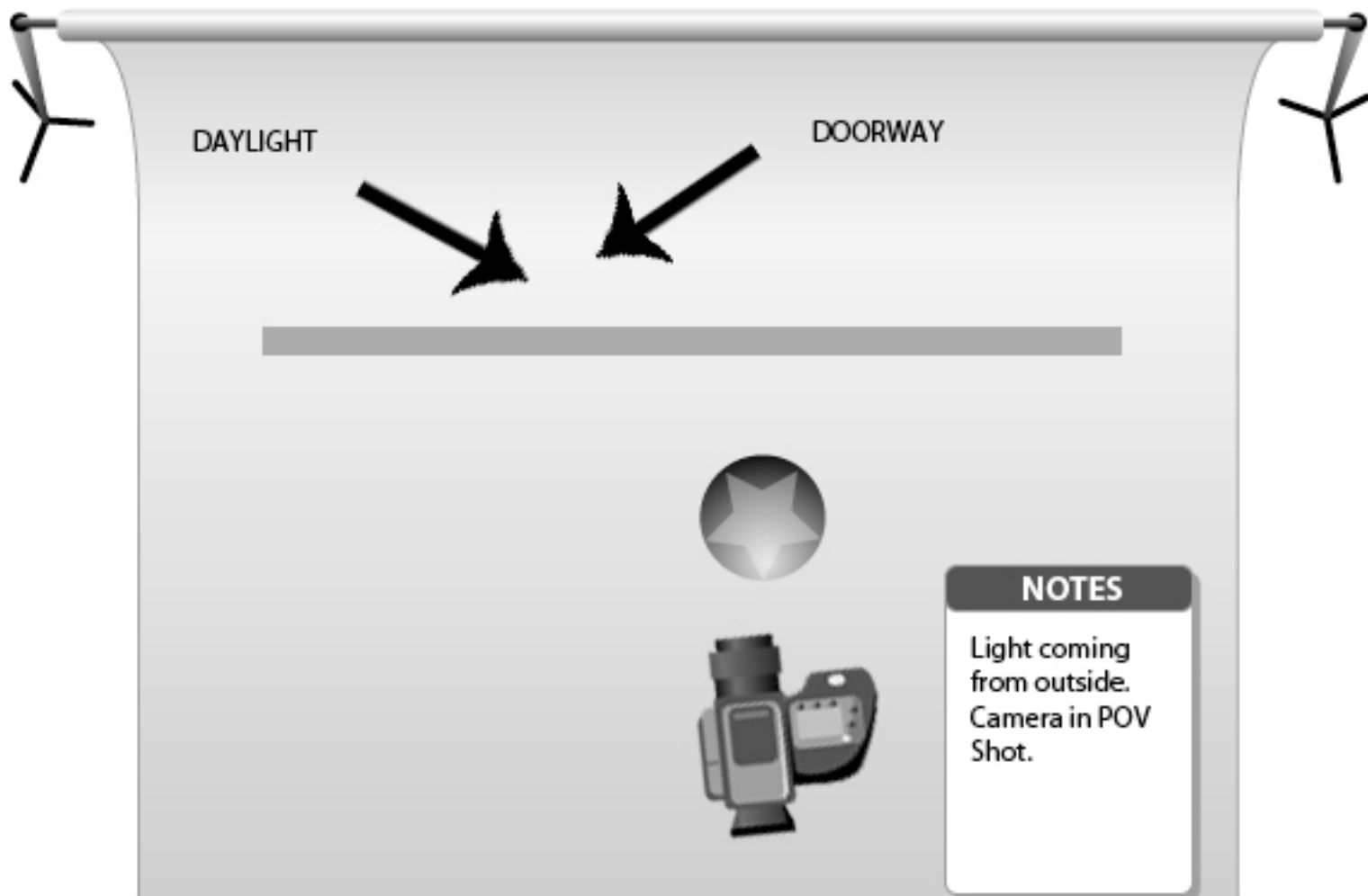


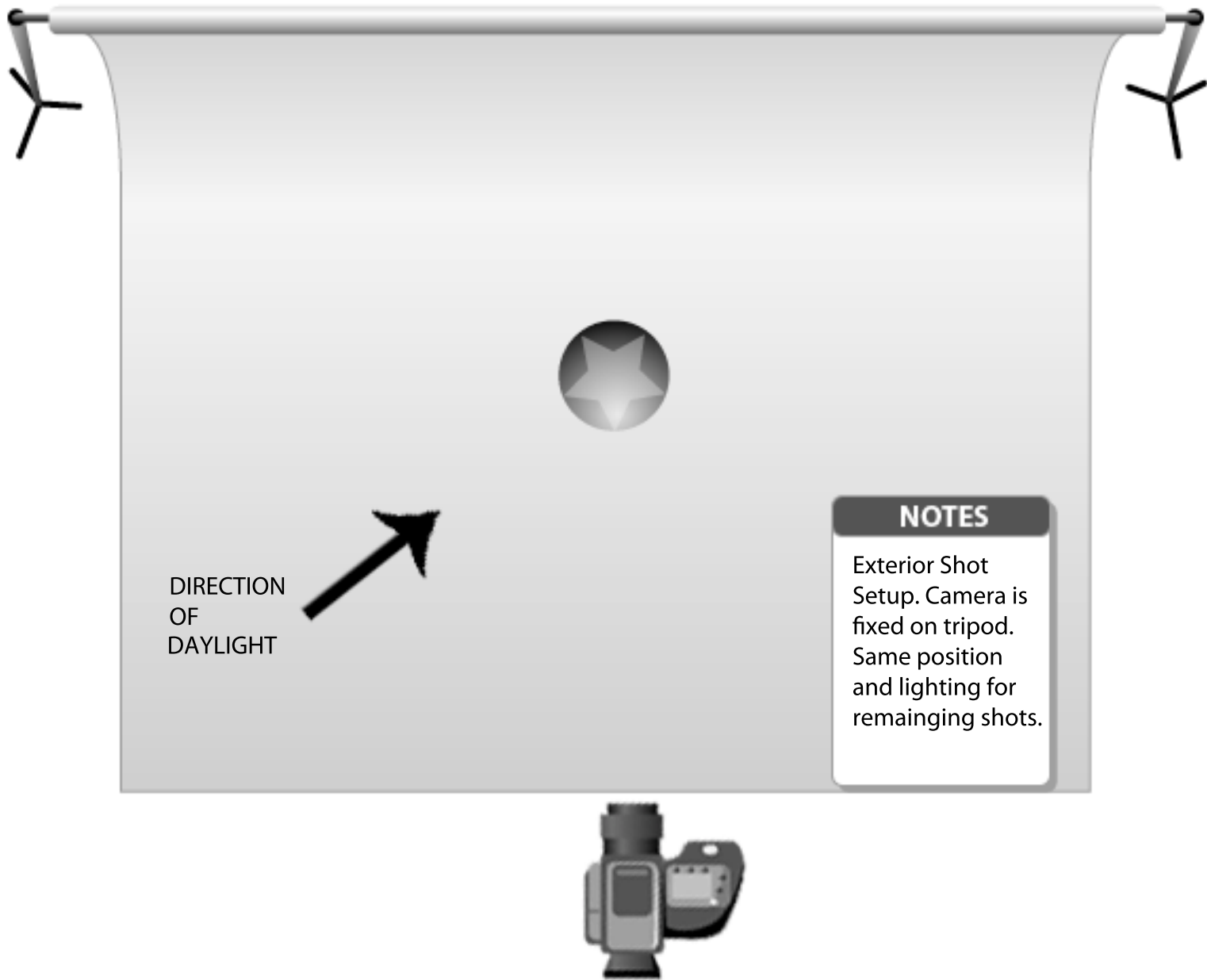
**THE
END**

8.1 MEDIUM:

00:00:04:22 End Titles







DIRECTION
OF
DAYLIGHT

NOTES

Exterior Shot
Setup. Camera is
fixed on tripod.
Same position
and lighting for
remaining shots.